


R60

ROTARY VALVES



DRIVE TYPE

- DIRECT DRIVE : **D**
- *BARE SHAFT : **B**

ROTOR SPEED

ROTOR TYPE

- CLOSED ROTOR : **CR**
- OPEN ROTOR : **OR**

ROTOR TIPS

- NONE : **-**
- *RUBBER : **RT**
- *SPRING STEEL : **ST**

SEALING


- ANSAC STANDARD : **-**
- *GREASE PURGE : **G**
- *AIR PURGE : **A**

SURFACE TREATMENT

- ANSAC STANDARD : **-**
- *HIGH TEMPERATURE : **H**
- *COLOUR SPECIAL : **C**

UNDERSPEED SENSORS

- NONE : **-**
- *SENSOR : **S**

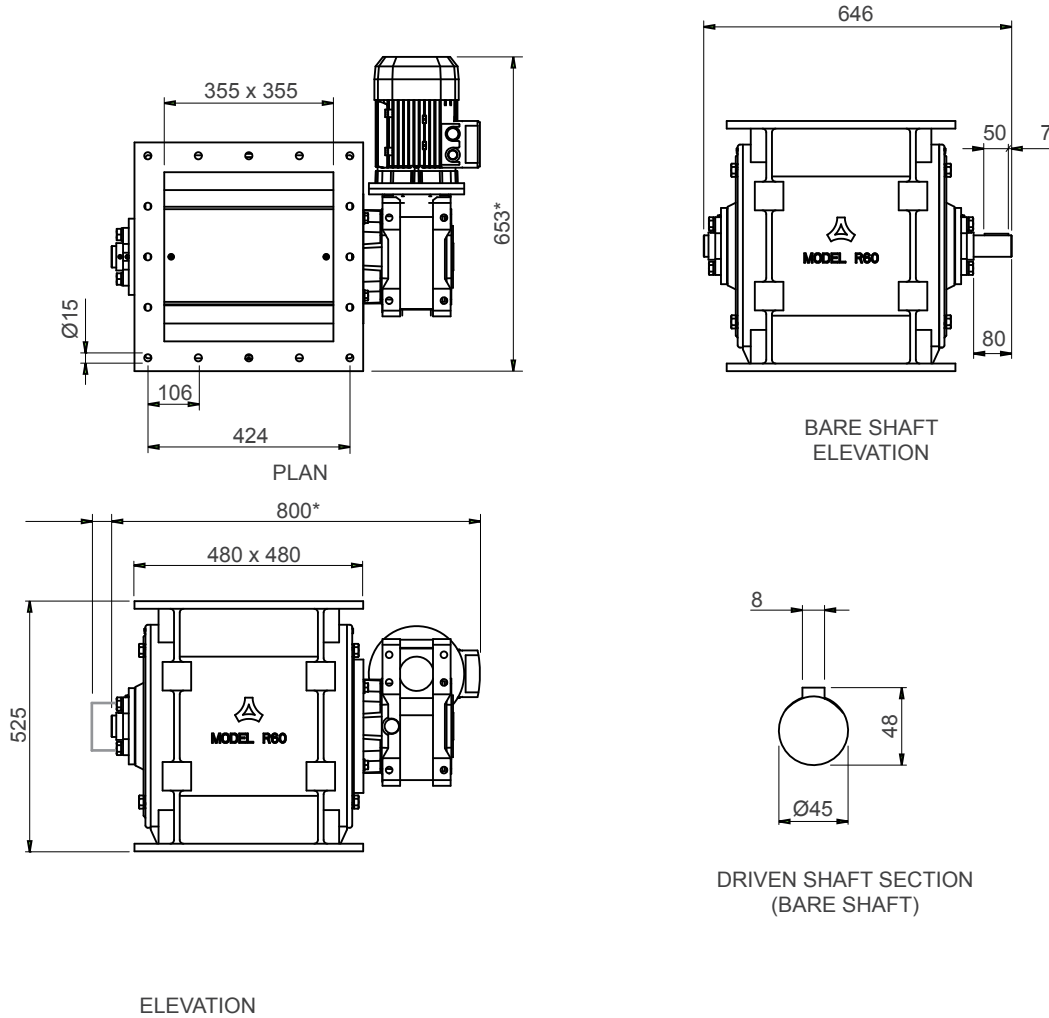


R60	D	4.7	CR	-	-	-	-
BASIC DESIGNATION			EXTENDED DESIGNATION				

*OPTIONAL

DIMENSIONS

*Approximate dimension only.
Varies with motor size and gearbox variation.



GEARBOX & MOTOR DATA

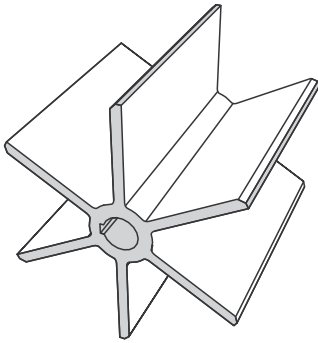
R60									
ROTOR SPEED (RPM)	4.7	5.8	7.3	10.1	11.7	14.0	17.5	21.9	25.0
CAPACITY (m³/hr)	12.5	15.5	19.5	27.0	31.3	37.5	46.9	58.6	67.0
GEARBOX	WR110	WR110	WR110	WR110	WR110	W110	W110	W110	W110
PART No.	101-9222	101-9223	101-9224	101-9225	101-9227	101-3997	101-9474	101-9846	101-9847
MOTOR (kW)	0.55	0.55	0.75	1.1	1.1	1.1	1.1	1.5	2.2
PART No.	100-6331	100-6331	100-6330	100-6368	100-6368	100-6368	100-6368	100-6369	100-6370

- Temperature rating to 200°C.
- Flowrates shown are at 100% fill.
- If material is lumpy with hard peices which may stall the valve, the aim should be to have a valve large enough so the fill is 50% - 60%. This will ensure that lumps do not cause jamming.

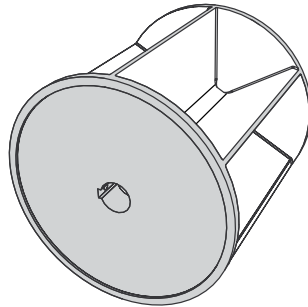
ROTORS & TIPS

R60

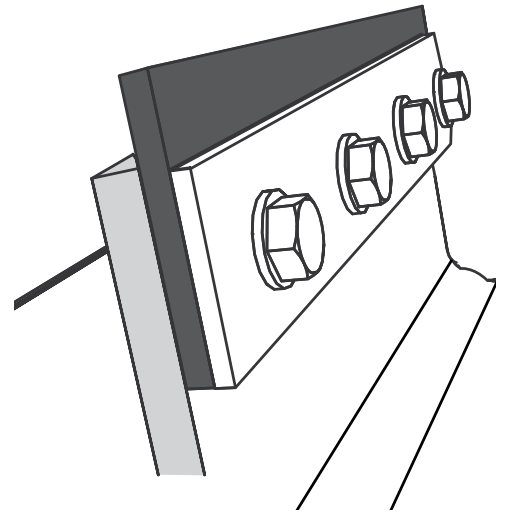
The standard R Series rotor is closed, which has the least amount of potential wear. Open rotors can be provided where required. Where very stringy material is used, which can jam the rotor, adjustable rubber tipped rotors may be used. The rubber tip is reversible so it can be turned over for a new surface.



OPEN ROTOR

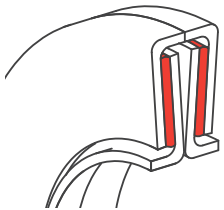


CLOSED ROTOR



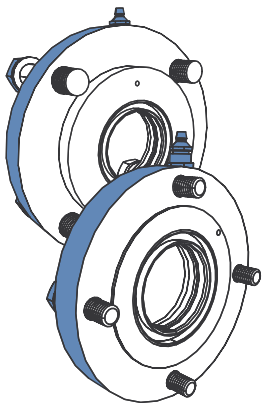
SHAFT SEALING

R60



ANSAC STANDARD

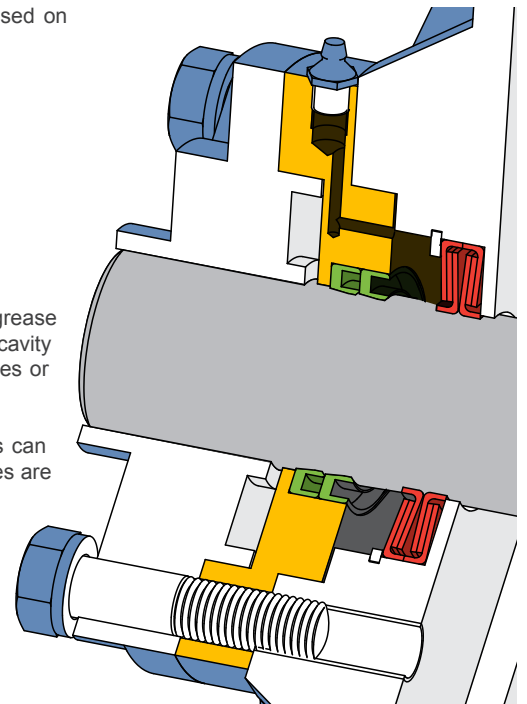
Double labyrinth 'Zed Seals' fitted with flock pads, and greased on each side of the valve, are standard with all rotary valves.



PURGE SEALING

Grease Purge - For extreme duty, valves can be fitted with a grease purge unit over the labyrinth seal. By creating a grease filled cavity between the seals, it prevents the escape of any dust particles or gases.

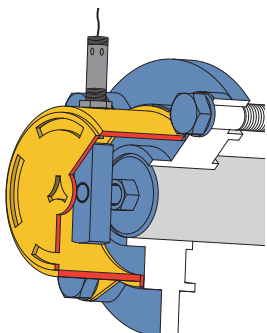
Air Purge - When grease cannot be used, air or other gases can be used to purge the seal so all dust particles or product gases are flushed back into the product stream.



TYPICAL PURGE SEALING ARRANGEMENT

PROXIMITY SENSORS

R60



Underspeed sensors can be supplied and fitted to rotary valves. These are mounted on a specifically designed bracket that is bolted onto the bearing. The sensor fitted is 12mm in diameter with CD-PNP electrical connection and protection to IP67. The unit is suitable for temperatures from -25°C to +70°C.

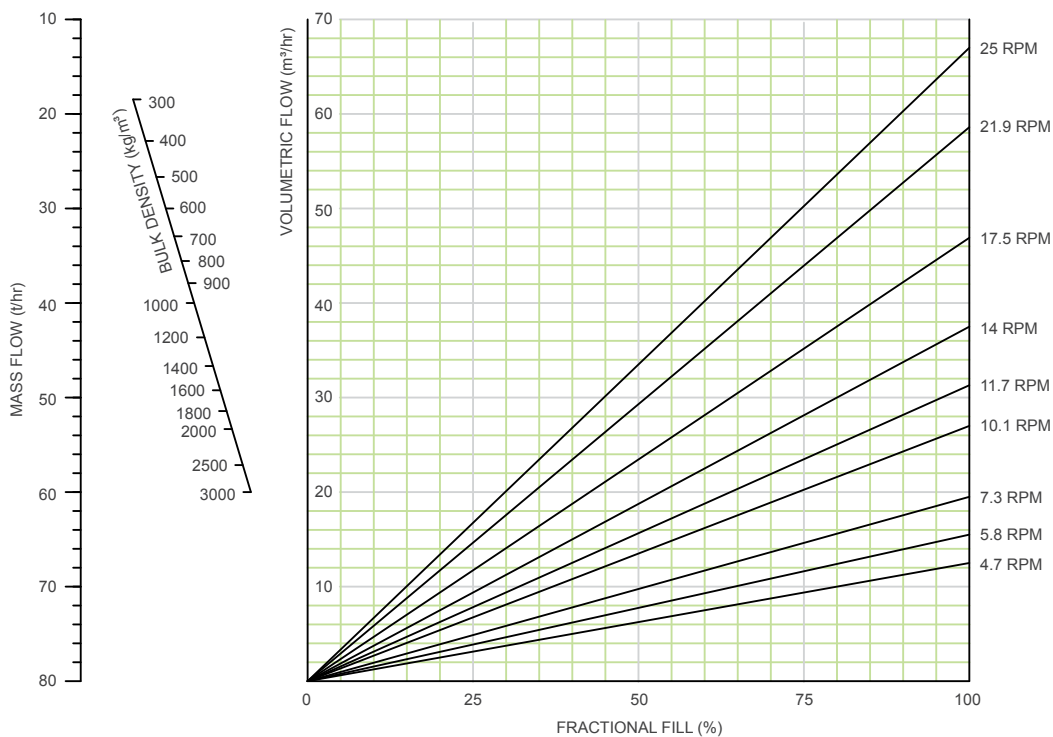
CONSTRUCTION / TECHNICAL SPECIFICATIONS

R60

BODY	: Cast Iron	BEARINGS	: Cartridge Type
ROTOR	: Cast Iron	SHAFT	: CS1030
SIDE PLATES	: Cast Iron	SURFACE TREATMENT (ANSAC STANDARD)	: 50µm Grey Primer : 50µm Paracryl IFC (B53 Dk. Grey Blue w/ Y14 Golden Yellow for guards.)
GEARBOX	: Worm Drive / Direct Mounted	SURFACE TREATMENT (HIGH TEMPRATURE)	: 75µm ES600 Zinc Silicate Primer : 40µm Heatkote Aluminium
SEALS	: Labrynth Type 'Zed' Seals		
SPECIAL SEALS	: Grease Purge : Air Purge		

ROTOR SPEED / CAPACITY

R60



ANSAC PTY LTD
ABN: 88 009 301 731

PO BOX 484, BUNBURY
LOT 2 ESTUARY DRIVE, BUNBURY
WESTERN AUSTRALIA 6231

PH: +61 8 97249000
FX: +61 8 97249010
E-mail: info@ansac.com.au

